












Expanded Academic ASAP

<p>Why use it?</p>	<p>Access to scholarly journals, magazines, and newspapers—many with full-text and images. Covers arts, humanities, social sciences, science and technology, from 1980 to the present.</p>	
<p>Getting started</p>	<p>Select Expanded Academic ASAP from the list at: http://www.library.ucsb.edu/databases For off-campus access, use the proxy server: http://www.library.ucsb.edu/proxy</p>	
<p>Search types</p>	<p>Basic search: Looks for articles containing a word or words. Useful for searching a unique phrase, title or product name. Use “and” between keywords or phrases, e.g., <i>higher education and funding</i>.</p> <p>Subject guide search: Browse listings of subjects, people, products, locations and organizations, such as "Olympics" or "diabetes". Useful if you have a general idea and need help pinpointing your topic.</p> <p>Publication Search: Find a periodical by name, and then select a specific issue. For the selected issue, you will see a table of contents listing the articles currently available in this collection.</p> <p>Advanced search: Select an index and combine search terms and limits for the most precise searches when you know exactly what you're looking for (e.g., an article on George Bush from Time Magazine in 1993).</p>	
<p>Search</p>	<ul style="list-style-type: none"> • Type your terms in the entry box. • To narrow your results, limit your search by adding the date, journal title or more keywords. • Searching for peer-reviewed publications will find scholarly or “refereed” publications. <div style="display: flex; align-items: center; margin-top: 20px;"> <div style="border: 1px solid black; padding: 5px; margin-right: 10px;">Limit your search</div> <div style="border: 1px solid black; padding: 10px; background-color: #ffffcc;"> <p>Advanced Search Select index(es) and enter search term(s)</p> <p>Keyword(ke) <input type="text" value="global warming"/></p> <p>And <input type="text" value="Keyword(ke)"/> <input type="text" value="pacific ocean"/></p> <p>And <input type="text" value="Keyword(ke)"/></p> <p>Add a Row <input type="button" value="Search"/></p> <p>Limit the results:</p> <p><input type="checkbox"/> to documents with full text</p> <p><input type="checkbox"/> to peer-reviewed publications</p> <p><input type="checkbox"/> to document with images</p> <p>by publication date(s): <input type="radio"/> All Dates <input type="radio"/> Before <input type="radio"/> On <input type="radio"/> After <input type="radio"/> Between</p> <p><input type="text" value="*None*"/> <input type="text" value="*None*"/> <input type="text" value="*None*"/> and</p> <p><input type="text" value="*None*"/> <input type="text" value="*None*"/> <input type="text" value="*None*"/></p> <p>by publication title: <input type="text"/> Browse Publication Title</p> </div> </div>	
<p>Search Tip: Wildcards</p>	<p>An asterisk (*) stands for any number of characters, including none, and is useful when you want to find all words that share the same root.</p> <p>A question mark (?) stands for exactly one character and is useful when you're uncertain of a spelling or searching for a word with variant spellings.</p> <p>An exclamation point (!) stands for one or no characters and is useful when you want to match the singular and plural of a word but not other forms.</p>	<p>veget* finds vegetable, vegetables, vegetation, vegetarian</p> <p>psych????y finds psychology, psychiatry, but not psychoanalysis</p> <p>product! finds <i>product</i> and <i>products</i> but not <i>productive</i> or <i>productivity</i></p> <p>colo!r matches both <i>color</i> and <i>colour</i></p>

Search Tip: Boolean Operators	<p>and</p> <p>or</p> <p>not</p>	<p>Restricts results to articles with all given search terms, not just one or the other.</p> <p>Expands results to include articles with at least one of the search terms, but not necessarily all of them.</p> <p>Restricts results to articles with some of the search terms but not others.</p>	<p>Frogs and toads (finds articles with both “frogs” and “toads”)</p> <p>aerobics or exercise (finds articles with “aerobics” or “exercise,” or both)</p> <p>tax not income (finds articles with “tax” but not “income”)</p>
Display results	<ul style="list-style-type: none"> Click on the icon to view the citation, abstract or full-text. Pegasus, the UCSB catalog, will also provide information on journal holdings. http://pegasus.library.ucsb.edu <p>  Abstract  Citation  Full-text article without graphics  Full-text article with graphics  PDF version available  UC-eLinks will find the electronic version of the article, the call number to locate the item on the shelf, or a link to “Request” the article from Interlibrary Loan. </p>		
Save citations for later	<ul style="list-style-type: none"> To save an article to view later, check the Mark box. To view your saved articles, click on View marked items on the top toolbar.  Use InfoMark  to re-visit practically any page you find after you've ended your current session. Just click the InfoMark link and a separate browser window will open, allowing you to copy and paste the InfoMark into another document, bookmark the InfoMark, or e-mail it. 		
Print, e-mail, download	<ul style="list-style-type: none"> To e-mail, download, or print, use the icons on the top toolbar. <p></p>		
Cite your source	<p>You can get help with citing your source based on MLA or APA while viewing a results list, a document or the Marked Items page. Your final citation may look different than the suggested version: check with your instructor for the correct format.</p> <p>Look for this icon: </p>		
HELP!	<ul style="list-style-type: none"> For help with Expanded Academic; look for the Help icon on the top toolbar.  For more help, Ask a Librarian: http://www.library.ucsb.edu/help/ask/ 		